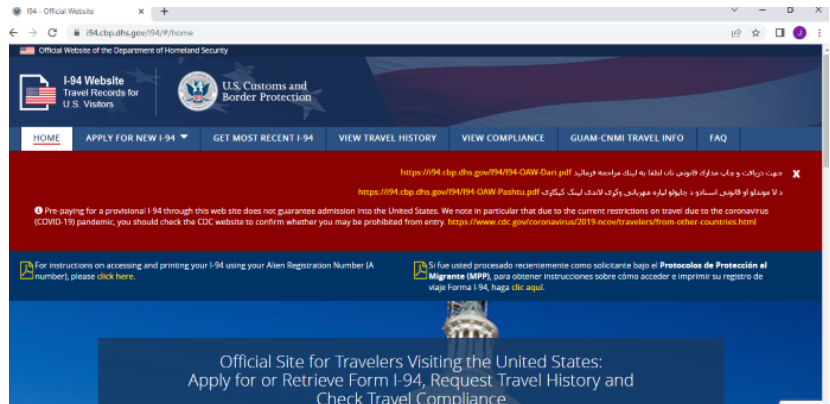




How to Obtain a I-94 Card Online for Ukrainians with Parole Period Extended

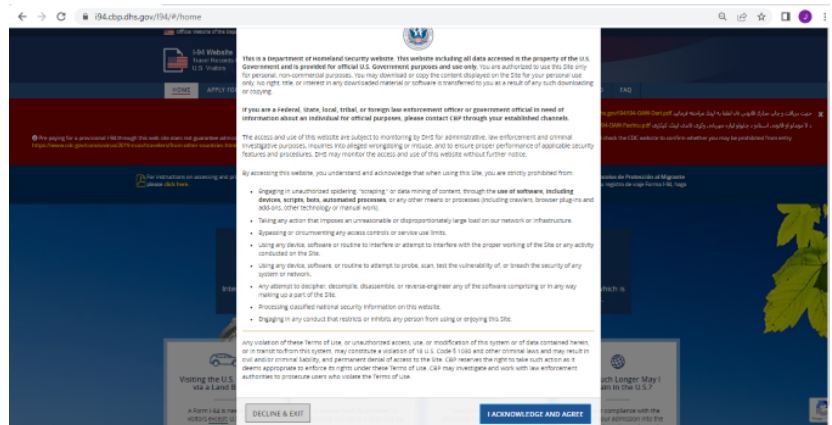
STEP 1:

Go to <https://i94.cbp.dhs.gov/I94/#/home> in your web browser.



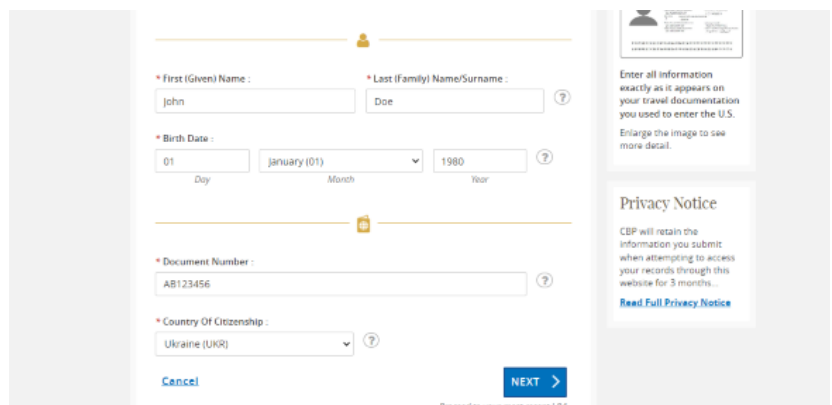
STEP 2:

Click on the "Get Most Recent I-94" button, located under the "I-94 Number Retrieval" section.



STEP 3:

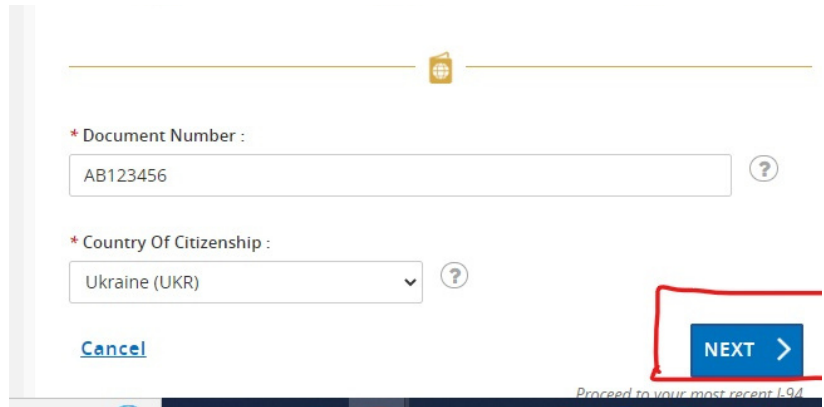
On the next page, enter the required information, including your first and last name, birth date, passport number (Document Number), and country of issuance. Make sure all information is accurate.



HIAS Pennsylvania | 600 Chestnut Street, Ste. 500B, Philadelphia, PA 19106
Phone: 215.832.0900 | Website: <https://hiaspa.org/>

STEP 4:

Click the "Next" button to proceed.



* Document Number :
AB123456

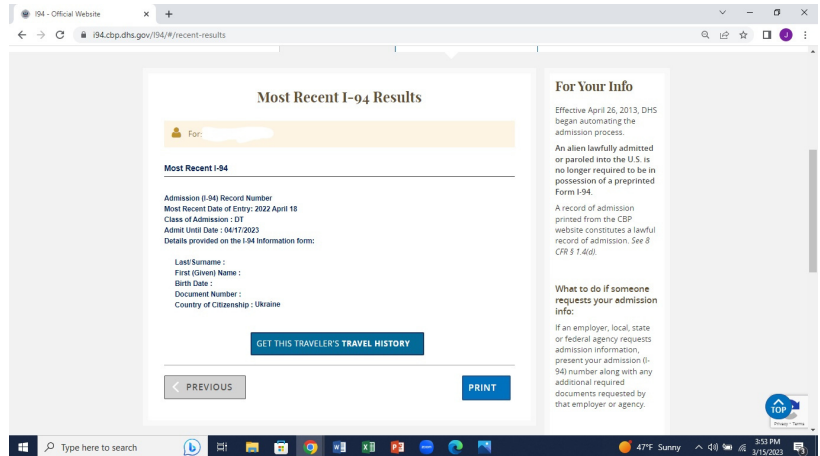
* Country Of Citizenship :
Ukraine (UKR)

[Cancel](#) [NEXT](#)

Proceed to your most recent I-94

STEP 5:

If the Department of Homeland Security (DHS) approves your parole period for one year, the "ADMIT UNTIL DATE," in your I-94 card will show the updated date of your parole extension. Your parole period will be extended from your current expiration date without a gap.



Most Recent I-94 Results

For: [Redacted]

Most Recent I-94

Admission (I-94) Record Number
Most Recent Date of Entry: 2022 April 18
Class of Admission: D/F
Admit Until Date: 04/17/2023
Details provided on the I-94 Information form:

Last Surname :
First (Given) Name :
Birth Date :
Document Number :
Country of Citizenship : Ukraine

[GET THIS TRAVELER'S TRAVEL HISTORY](#)

[PREVIOUS](#) [PRINT](#)

For Your Info

Effective April 26, 2013, DHS began automating the admission process.

An alien lawfully admitted or paroled into the U.S. is no longer required to be in possession of a preprinted Form I-94.

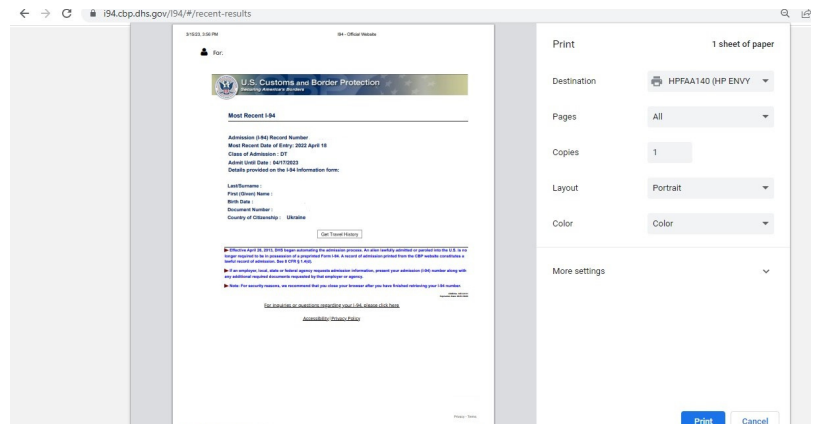
A record of admission printed from the CBP website constitutes a lawful record of admission. See 8 CFR § 7.4(d).

What to do if someone requests your admission info:

If an employer, local, state or federal agency requests admission information, present your admission (I-94) number along with any additional required documents requested by that employer or agency.

STEP 6:

Finally, on the last page, review your I-94 information and ensure that all details are correct. If everything is accurate, click on the "Print" button to download and print your I-94 card.



U.S. Customs and Border Protection

Most Recent I-94

Admission (I-94) Record Number
Most Recent Date of Entry: 2022 April 18
Class of Admission: D/F
Admit Until Date: 04/17/2023
Details provided on the I-94 Information form:

Last Surname :
First (Given) Name :
Birth Date :
Document Number :
Country of Citizenship : Ukraine

[Get Travel History](#)

[Print](#) [Cancel](#)

Print 1 sheet of paper

Destination: HPFAA140 (HP ENVY)

Pages: All

Copies: 1

Layout: Portrait

Color: Color

More settings

STEP 7:

If you were paroled in the U.S. between February 24, 2022 and April 25, 2022 and do not see an updated Form I-94 online by early April you should reach out to TCCPMO@cbp.dhs.gov.